

E. R. BUTLER & CO.



E. R. BUTLER & CO.

American Empire Pull Handles

Enoch Robinson & Henry Whitney (1826)

E. & G.W. Robinson & Co. (1837-1839)

E. Robinson & Co. (1839-1905)

Wm. Hall & Co. (1843-1921)

G.N. Wood & Co. (1905-1914)

John Tein Company (1883-1939)

L.S. Hall & Co. (1914-1918)

W.C. Vaughan Co. (1895-2000)

Ostrander & Eshleman (1921-1992)

Quincy Spindle Mfg. Co. (-1999)

(New England Lock and Hardware Co.)

Edward R. Butler Company (1966-1990)

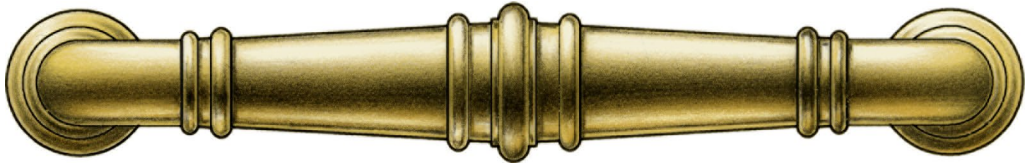
&

E.R. Butler & Co. (1990-)

E. R. BUTLER & CO.



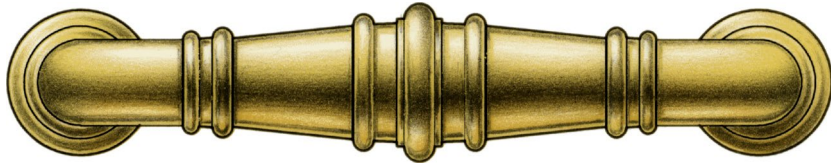
5"



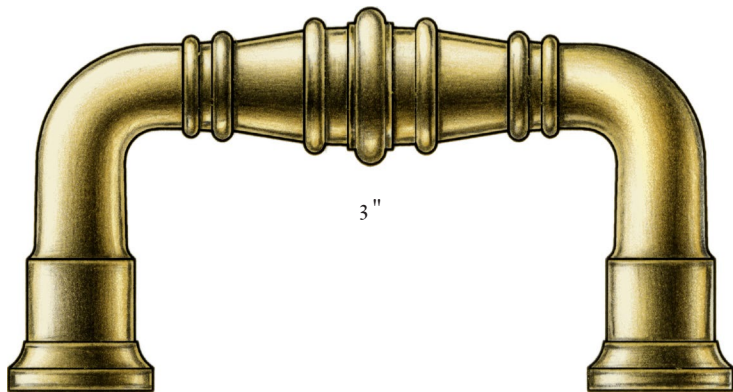
4 1/2"



4"



3 1/2"



3"


AMERICAN EMPIRE SERIES

Cabinet Pulls

Full Scale · Small Series Shown

FINE ARCHITECTURAL, BUILDERS' AND CABINETMAKERS' HARDWARE

E. R. BUTLER & CO.



AMERICAN EMPIRE SERIES

Pull Handles

3/4 Scale · Medium Series Shown

FINE ARCHITECTURAL, BUILDERS' AND CABINETMAKERS' HARDWARE

AMERICAN EMPIRE SERIES PULL HANDLES

OVERVIEW

The American Empire Series pull handle design incorporates individually machined components to allow for a great variety of options for both architect and designer. The components for this series are precision five-axis machined for very high tolerance assembly. All components may be complemented with a large variety of options allowing the architect and designer an almost infinite variety of possibilities.

MATERIAL

Precision five-axis machined solid brass. Regularly furnished with the appropriate fasteners.

GRIP OPTIONS

Grips may be ordered plain (as shown), octagonal or reeded, and in semi-precious stone, wood, and synthetic materials. Custom grip materials may be ordered to match surrounding materials. Grips may be ordered in any color (RAL, paint chip, etc.). Grips may be ordered offset.

TRIM RING OPTIONS

Side and center trim rings may be ordered plain (as shown), knurled (rope), knurled (straight inset), knurled (cross), or beaded.

ROSE OPTIONS

Roses may be ordered to match any design available for levers and knobs.

SIZE OPTIONS

<i>Size</i>	<i>Shank Diameter</i>	<i>Center-to-Center Lengths</i>				
XS	0.5	3	3.5	4	4.5	5
S	0.75	3	3.5	4	4.5	5
		5.5	6	6.5	7	7.5
M	1	6	7.5	9	10.5	12
L	1.25	6	7.5	9	10.5	12
XL	1.5	6	7.5	9	10.5	12
		18	24	30	36	42

Dimensions in inches.

MOUNTING OPTIONS

Door pull handles may be ordered for back-to-back mounting.

FINISH OPTIONS

Standard, custom plated and patinated finishes available. Pulls may be plated and/or patinated in alternating options.

CATALOGUES AVAILABLE TO THE TRADE

WWW.ERBUTLER.COM

© E. R. BUTLER & CO. ALL RIGHTS RESERVED.