

VAUGHAN

VAUGHAN
HARDWARE



W. C. VAUGHAN COMPANY

INCORPORATED 1902

BUILDERS HARDWARE

77 Washington Street North, Boston, Massachusetts 02114

Telephone 227-1323

Catalog No. 64R

VAUGHAN HISTORY

The W. C. Vaughan Company was incorporated in 1902 and has concentrated on the manufacture of high quality builders hardware. Mr. Walter C. Vaughan, founder of the company and its President until his retirement in 1944, believed that neither the customer, dealer nor manufacturer profited from the sale of cheap hardware. He, therefore, established the policy that the company would manufacture builders hardware of superior design, workmanship and finish exclusively. This policy is still in force.

At first all efforts were focused on the Early American and Georgian Periods and examples of the finest types were collected from old houses all over New England and the Atlantic seaboard. These pieces were the beginning of the Vaughan collection of period hardware which now numbers hundreds of items collected in this country and Europe. In time patterns, tools and in some cases machines and workmen were acquired from the Enoch Robinson Co., William Hall Co., L. S. Hall Co. and John Tein Co., whose businesses were established between 1836 and 1883.

Many improvements in manufacturing methods have been made but no short cuts have been taken which injure the design or alter the general character of the product. In this way the charm and distinction of the old pieces has been preserved.

Preoccupation in the designs of a century or two ago has not prevented the W. C. Vaughan Co. from keeping pace with the times and using modern materials. We believe that we were the first in the country to make plastic hardware. Our "Contemporary" designs are approved by many of the most progressive Architects in the nation, and have been exhibited as fine examples of Modern Art.

FINISHES

FINISHES FOR WROUGHT IRON AND STEEL

Vaughan Symbol	Description	US Symbol
FF	Forge finish	
HPI	Half polished	
P	Prime coated	USP
PB	Parkerize base (for painting)	
PDB	Parkerize dead black	US18A
2H	Hot dip galvanized	US2H

FINISHES FOR CAST OR WROUGHT BRASS AND BRONZE

Vaughan Symbol	Description	US Symbol
3	Polished brass	US3
3A	Polished brass—no lacquer	US3A
4	Dull brass	US4
9	Polished bronze (Note A)	US9
9A	Polished bronze—no lacquer (Note A)	US9A
10	Dull bronze (Note A)	US10
19	Dead black baked enamel over lightly sand blasted surface	US19
20L	Light statuary bronze on BRONZE metal	

20D	Dark statuary bronze on BRONZE metal	
320L	Light statuary bronze on BRASS metal	
320D	Dark statuary bronze on BRASS metal	
26	Polished chromium	US26
26D	Dull chromium	US26D

NOTE "A" Our price book lists a few items in bronze. We do not maintain stocks of finished goods nor castings in Bronze because the demand is small. We do make Bronze hardware when quantities warrant. This sometimes leaves us with a small stock, in which case shipments are prompt. However, delay must be anticipated on all orders for bronze goods.

RULE FOR PRICING BRONZE ITEMS

1. Use listed price if found in the price book.
2. Rim locks and thumb latches — Use brass list.
3. Door knobs in quantities of 20 or more pairs — Use Brass list.
4. Otherwise use Chrome list.

Prices for finishes not included in this table will be quoted on application. Samples must be submitted on all special finishes other than Polished or Dull Silver and Polished or Dull Yellow Gold. It will help us to serve you better if you specify finishes in Vaughan symbols or US Standard symbols where they apply.

W. C. VAUGHAN CO

INDEX

	<i>Page</i>		<i>Page</i>
Blind Hold Back — Iron	16	Knob, Cupboard — Brass	9
Bolt, Door — Iron	15-16-17	Knob, Cupboard — Lucite	6
Button, Electric Push — Brass	4	Knob, Cupboard — Porcelain	6
		Knob, Door — Brass	9-10
Catch, Throwover — Iron	15-17	Knob, Door — Brass — Large	10
Closet Spindle — Brass	5	Knob, Door — Lucite	6
Cover, Cylinder — Brass	4	Knob, Door — Porcelain	6
Cover, Cylinder — Iron	16	Knob, Door — Wooden	13
		Knob, Door — Wooden Top	13
Data	3	Knob, Turn — Brass	4
Dimensions of Knobs & Levers	12	Knob, Turn — Iron	16
Drop Latch — Iron	15-16-17		
		Latch, Drop — Iron	15-16-17
Escutcheon, Bit Key — Brass	4	Latch, Square — Iron	17
		Latch, Thumb — Brass	14
Finishes	1	Latch, Thumb — Iron	15-16-17
		Lock, Brass Rim — Bit Key	14
Handle, Drawer Pull — Iron	17	Lock, Brass Rim — Cylinder Front Door	14
Handle, Drop Ring Colonial — Brass	5	Lock, Brass Rim — Cylinder Vestibule	14
Handle, Flush Drop Ring — Brass	5		
Handle, Front Door — Brass	14	Numbering System for Knobs	3
Handle, Lever — Brass	5		
Handle, Lever — Lucite	6	Profiles of Knobs & Levers	11
Hinge, Butterfly — Iron	15		
Hinge, "H" — Iron	15-17	Roses — Brass	10
Hinge, "H & L" — Iron	15-17		
Hinge, Recessed (Harmon) — Brass	7	Spindle, Closet — Brass	5
Hinge, Strap — Iron	16	Spindling Knobs	3
Interlocking Device	8	Thumb Latch — Brass	14
		Thumb Latch — Iron	15-16-17

TERMS

Terms are net, cash, payable in 30 days. A cash discount of 2% is allowed on payments made 10 days from date of invoice except contracts which are quoted net.

W. C. VAUGHAN CO

DATA

NUMBERING SYSTEM FOR KNOBS:

Designs are indicated by letters VC - LK, etc.
The following base numbers indicate the size.

661 1 1/4" diameter
662 2" diameter
663 2 1/4" diameter

664 2 1/2" diameter
666 3" diameter

The prefix 5 indicates that the roses are supplied with steel concealed screw discs. This is used on knobs sizes 661, 662, 663 and 664.

Example: VC 5662.

The prefix 4 indicates a 5" diameter rose under the regular rose on 666 size only.

The prefix 3 indicates a 5" diameter rose under the regular rose on 661, 662, 663 and 664 sizes.

The prefix 2 indicates a brass concealed screw rose disc on 666 size only.

The base number 671 means cupboard knob.

Sizes are specified separately.

Example: VC 671 — 1".

SPINDLES

SPINDLES: Our knob & lever prices include 5/16" adjustable spindle. 3/8" center swivel spindle will be furnished at extra cost.

Send Closet Spindles, flush handles, etc., to us with order and we will set them up to our knobs for proper door thickness at an extra charge.

Lever handles 636 and 647 have broached shanks for side knob screw spindles.

Colonial Drop Rings use special Spindles.

All other Knobs are threaded — 18 T.P.I. All have 2 Stainless Steel Set Screws. Vaughan threaded Spindles are grooved on 4 sides to receive the set screws.

SPINDLING TO OTHER MAKES:

Hermaphrodite spindles are available to use Vaughan Knobs one end and any other make on the other end in all types, namely 5/16 straight — 5/16 or 3/8 center swivel — 3/8 x 5/16 center swivel—straight or swivel for rim locks.

Specify make of knob or maker's spindles number — door thickness and in the case of swivel spindles whether Vaughan Knob will be inside or outside.

CLOSET SPINDLES — See Page 5, PULL STUDS:

For half pairs of Vaughan Knobs and Roses, fixed as pulls, specify "x Pull Stud." We will supply our surface mounted pull stud assembled to the Knob and Rose which has been prepared for it. No screws show. This Pull Stud is also available for use with other makes of Knobs. Threaded 16, 18 or 20 threads per inch. Specify threads.

DUMMY NUTS (SPINDLE HOLDERS):

For full pairs of Knobs to be used as Pulls, fixed so they do not turn, specify "Dummy Nut."

W. C. VAUGHAN CO

ELECTRIC PUSH BUTTONS



VC 579



VF 579

These push buttons are 1 7/8" diameter and match cylinder covers of the same design letter. For 6-12 volts. Pearl buttons 1/2" dia. are supplied in place of black buttons shown.

CYLINDER COVERS



FT 679



LK 679



686



VC 679



VF 679

DO679 & KB679 also available Specify if for Yale & Towne Cylinder

BIT KEY ESCUTCHEONS



652



652 B



652 K



682



842



693

THUMB TURNS



730



730 M


Regularly furnished with 3/16" spindles set on the square or on the diamond.

Flat spindles set vertically or horizontally and 5/16" spindles set on the square or on the diamond can be furnished to order. Specify spindle required.

Turn Knobs are available to match DO - LK - KB - OV - VC & VF designs. Base number 672 - 3/16" spindle - 1 1/4" dia. rose. See page 9.


W. C. VAUGHAN CO

LEVER HANDLES



647

5/16" spindle set on square or diamond. Can be supplied with 1-11/16" diameter round concealed screw rose — order #647 R. Round rose with exposed screws can be used with auxiliary spring.



636 — 4"

647 & 636 Lever Handles have shanks broached for 5/16" spindles and drilled for side Knob screws. Spindles are set on square or diamond. SPECIFY WHICH.



FLUSH DROP RING

#620 — 3"

Extreme depth 1/2" under flange. Supplied with 5/16" spindle on square or diamond. Can be spindled with knob on other side. Can be used as pull only.

DROP RING

#620/FT53

The post and bail of the ring shown above is available for surface mounting with rose #FT53.

No screws show if the ring is used with a knob on the other side. Screws are exposed when used as a pull.

Total projection is 1/2 inch.

FLUSH SQUASH COURT HANDLE

#620SQ

This is our #620 Flush Drop Ring with a backplate 4" square and a top hinged cover, mounted flush with the face of the door. Allow 7/8" from face of door to case of latch.

NOTE: — for all DROP RING HANDLES. Specify — set of spindle and door thickness. If ordered singly, specify type of spindle and knob to be used on other side.



COLONIAL DROP RING

633 — 2 1/4"

633 — 2 1/2"

7/8" Projection

1" Projection




CLOSET SPINDLE

Type "J"

5/16" adjustable spindle on square or diamond or threaded 18 threads. Specify which. Also available with open end 16 or 20 thread or 5/16" square for side knob screws.

W. C. VAUGHAN CO

PORCELAIN DOOR KNOBS



52001 — 2" White
52001 — 2 1/4" White




2006 — 1 1/4"
Cupboard Knob

LUCITE HARDWARE

LUCITE DOOR KNOBS & LEVER HANDLES




1179 — 2"



1152

Also made as "T" Handle # 1163

5/16 -- 18 thread spindle set on square or diamond.
Specify which.



1185 — 2"

LUCITE CUPBOARD KNOBS



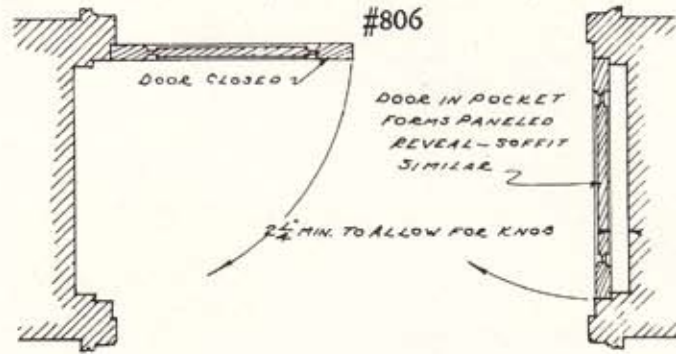
1210 — 2"



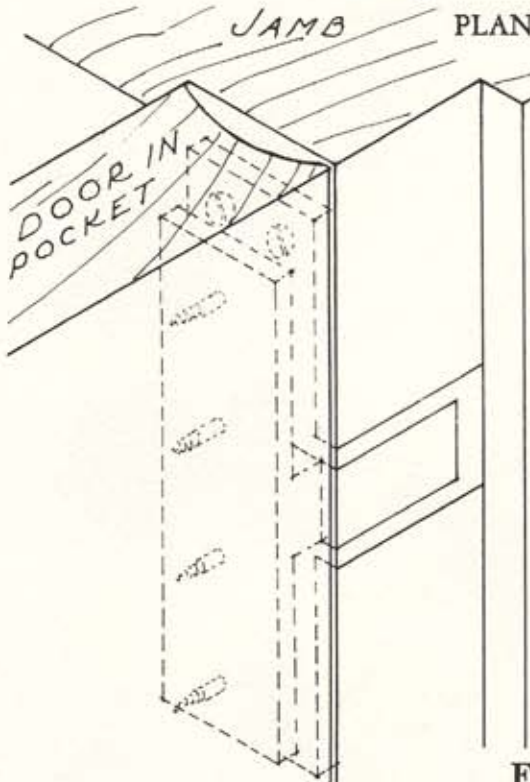
1200
7/8 & 1 1/4"

W·C·VAUGHAN·CO

HARMON (RECESSED) HINGE



PLAN SHOWING PAIR OF DOORS

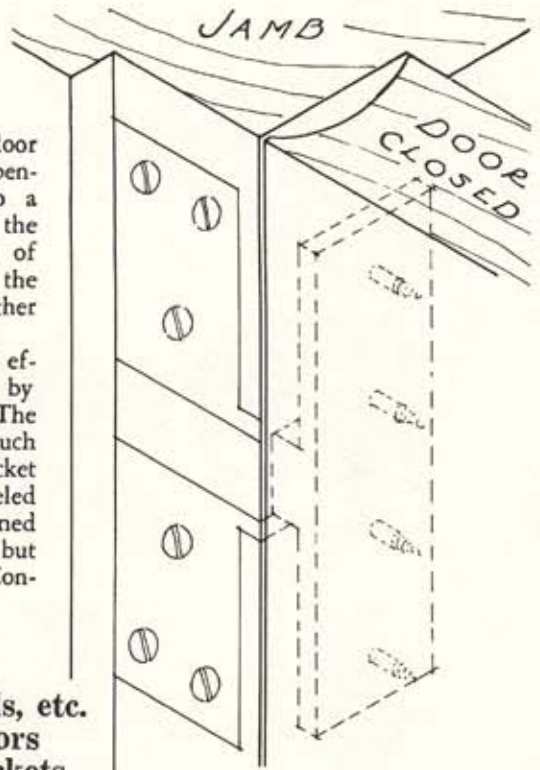


DOOR IN
OPEN POSITION
Only center portion of hinge
shows

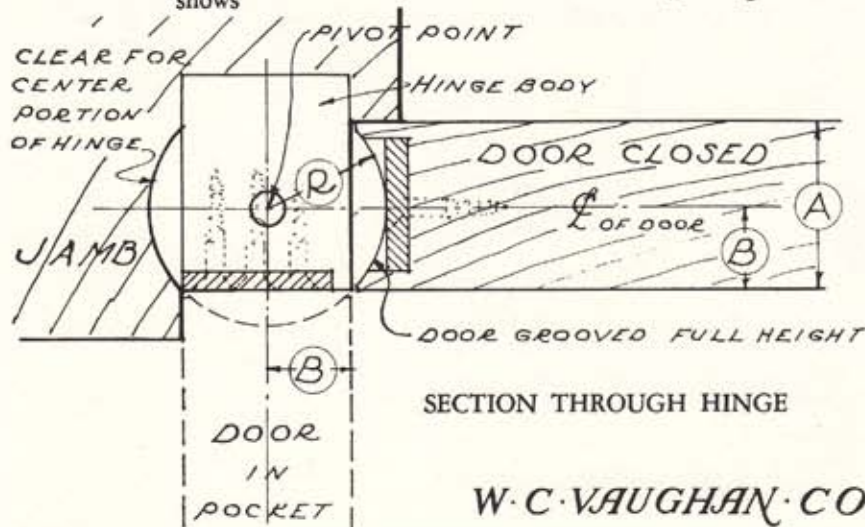
This hinge allows a door to swing clear of the opening and fold back into a pocket at right angle to the closed position. No part of the hinge projects beyond the face of the door in either open or closed position.

Interesting architectural effects are made possible by the use of this hinge. The door can be designed in such a way that when in the pocket it forms a deep paneled reveal. Its use is not confined to "Traditional" design but is equally effective in "Contemporary" work.

For Hospitals, Schools, etc.
Smoke Screen Doors
Hinged to Wall Pockets
Write for Vaughan print #2449



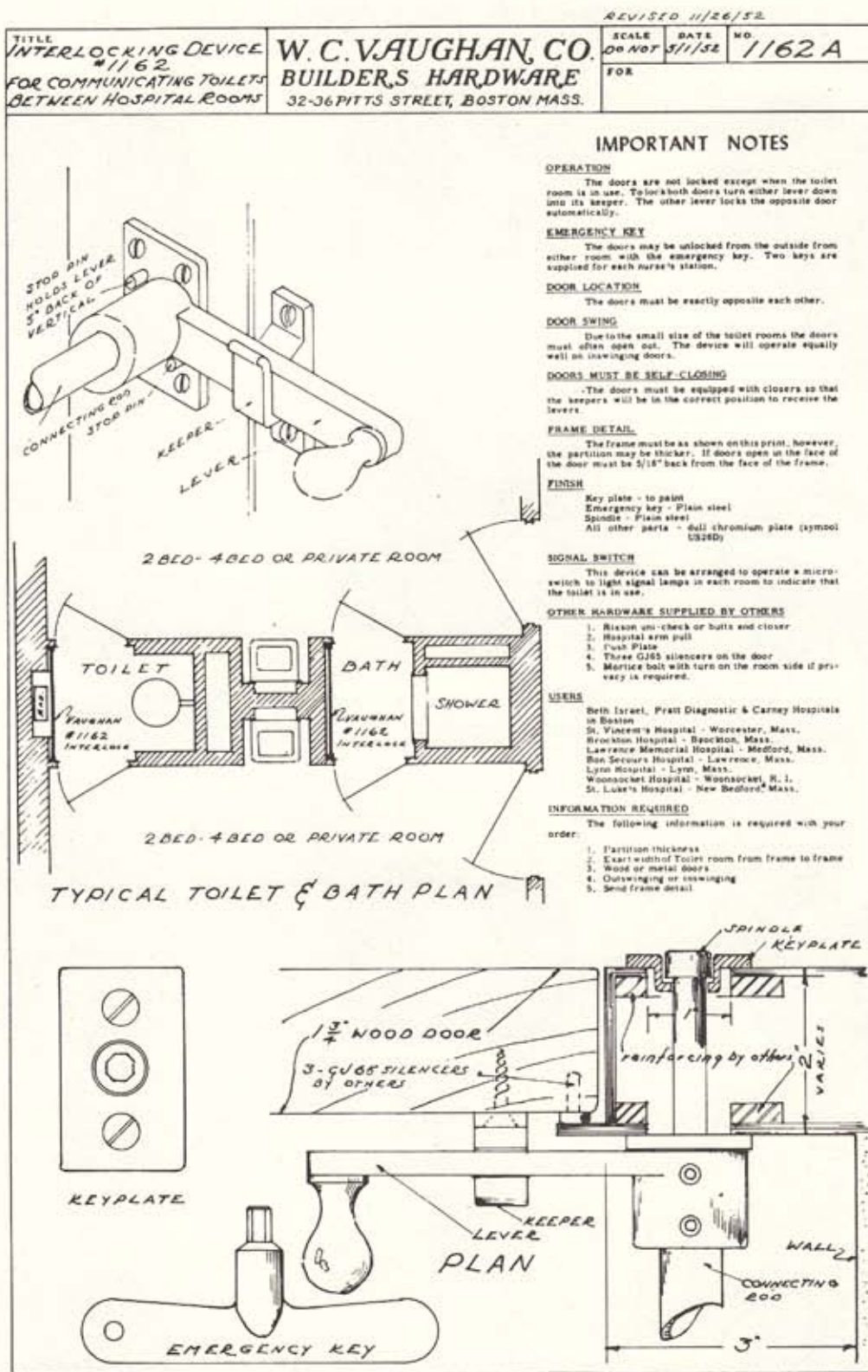
DOOR IN
CLOSED POSITION
Face of hinge shows in pocket
jamb



SECTION THROUGH HINGE

DIMENSIONS			
DOOR	$1\frac{3}{4}$	2	$2\frac{1}{4}$
A	$1\frac{3}{4}$	2	$2\frac{1}{4}$
B	$\frac{7}{8}$	1	$\frac{1}{8}$
R	$1\frac{1}{2}$	$1\frac{15}{32}$	$1\frac{21}{32}$

W. C. VAUGHAN CO




INTERLOCKING DEVICE #1162

The print shows the basic device which is made in several variations. We have other devices which operate on a different principle and offering four functions. All are made to order. Write for information. Include a frame detail and scale plan of the toilet with your inquiry.

DOOR KNOBS



DO 5662
DO 5663
DO 5664
DO 2666
DO 671 - 1 1/8"
DO 672 - 1 1/8"




FT 5662
FT 5663
FT 671 - 1 1/4"



KB 5661
KB 5662
KB 5663
KB 5664
KB 671 - 1"
KB 671 - 1 1/4"
KB 672 - 1 1/4"



LK 5661
LK 5662
LK 5663
LK 671 - 1"
LK 671 - 1 1/4"
LK 672 - 1 1/4"



MH 5662
MH 5663
MH 671 - 1 1/4"



NM 5661
NM 5662
NM 5663




OV 5662
OV 5663
OV 671 - 1 1/8"
OV 672 - 1 1/8"
402-7

Specify on square or diamond.



VC 5661
VC 5662
VC 5663
VC 5664
VC 2666
VC 671 - 1"
VC 671 - 1 1/4"
VC 672 - 1 1/4"



VF 5662
VF 5663
VF 5664
VF 2666
VF 671 - 1"
VF 671 - 1 1/4"
VF 672 - 1 1/4"



RL5663
RL5664


BE SURE TO GIVE THICKNESS OF
DOOR WHEN ORDERING

W·C·VAUGHAN·CO




VR5662
VR5663
VR671 - 1"
VR671 - 1 1/4"


LARGE DOOR KNOBS



NG 2666
Also available —
NG 5662
NG 5664




OG 2666
x special rose



OG 2666
Size 666 is also
available in DO —
VC & VF designs.

3" diameter knobs can not be used on locks with less than $3\frac{1}{2}$ " backset. They are commonly used in the center of large doors for use as pulls or for ornament. Special deep backset locks can be furnished to order with full cylinder lock functions and the knob in the center of the door.



VF 3664

All knobs on this page use 5/16 — 18 thread spindles.

LARGE ROSES

5" diameter roses can be furnished for 666 size knobs, use prefix 4. Example — NG 4666. 5" diameter roses can be furnished for DO, KB, LK, OV, VC and VF design knobs in all sizes, use prefix 3 — Example VF 3664.

ROSES

All type 5 roses are interchangeable. VC & VF roses are made in $1\frac{7}{8}$ — $2\frac{1}{4}$ — $2\frac{1}{2}$ — 3 — $3\frac{1}{2}$ — 4 & $4\frac{1}{2}$ inch diameters. Roses 3" and larger are being used to cover holes in doors where cylindrical sets have been replaced with good, reliable mortise locks & latches and distinctive knobs. DO Roses are made 2 & $2\frac{1}{4}$ " diameter. FT Roses are made 2 — $2\frac{1}{4}$ & 3 " diameter.

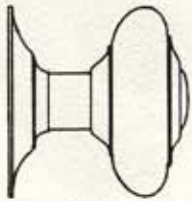
ROSES FOR CUPBOARD KNOBS

VC & VF designs. Sizes 150 ($1\frac{1}{2}$ ") 200 (2") & 250 ($2\frac{1}{2}$ "). Fit all 671 type Knobs 1" & $1\frac{1}{4}$ " sizes.

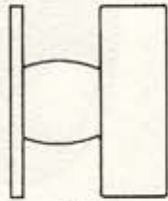
W·C·VAUGHAN·CO

PROFILES OF KNOBS & LEVERS

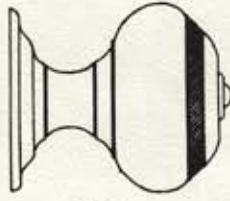
See Table on page 12 for dimensions



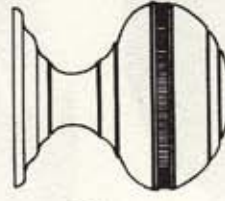
DO



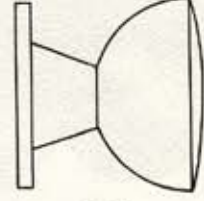
FT



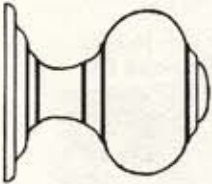
KB



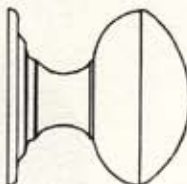
LK



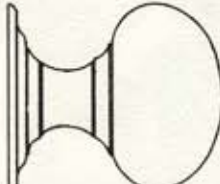
MH



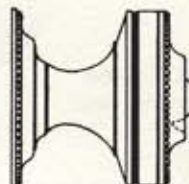
NM



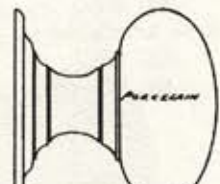
OV



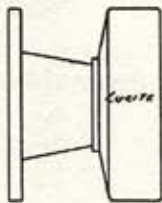
VC



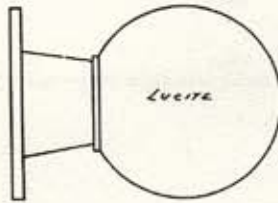
VF



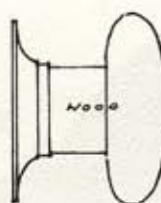
52001



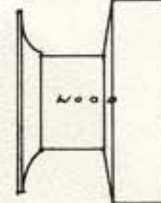
1179



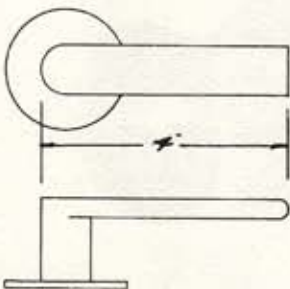
1185



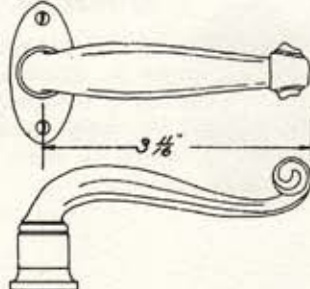
DY



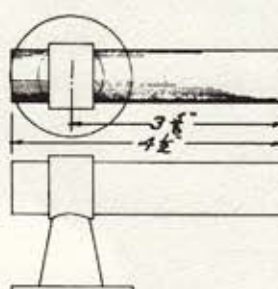
FW



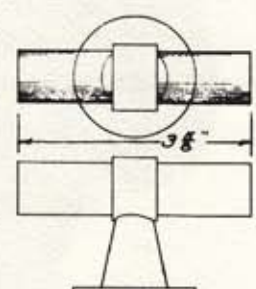
636



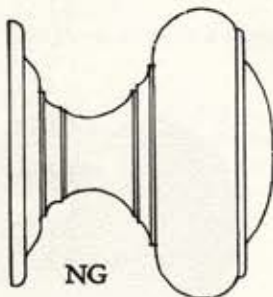
647



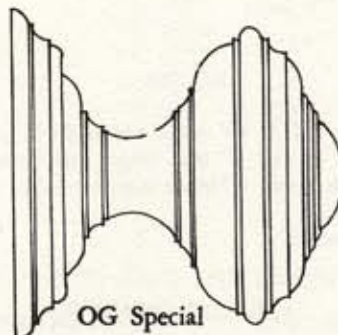
1152



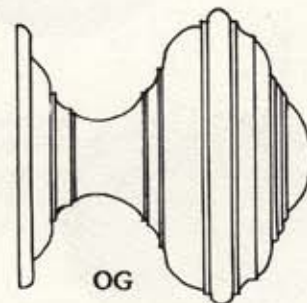
1163



NG



OG Special



OG

W·C·VAUGHAN·CO

DIMENSIONS OF KNOBS & LEVERS

BRASS KNOBS

KNOB #	DIAMETER	PROJECTION	ROSE DIAMETER	ROSE #
DO 5662	1 - 15/16	1 7/8	2	DO 52
DO 5663	2 1/8	2	2	DO 52
DO 5664	2 1/2	2 - 5/16	2 1/4	DO 53
DO 2666	3	2 3/4	3	DO 26
FT 5662	2	1 - 13/16	2	FT 52
FT 5663	2 1/4	1 - 13/16	2 1/4	FT 53
KB 5661	1 3/4	2 - 1/32	1 7/8	VC 52
KB 5662	2	2 - 7/32	1 7/8	VC 52
KB 5663	2 1/4	2 - 15/32	2 1/4	VC 53
KB 5664	2 1/2	2 1/2	2 1/2	VC 54
LK 5661	1 3/4	2 - 1/32	1 7/8	VC 52
LK 5662	2	2 - 7/32	1 7/8	VC 52
LK 5663	2 1/4	2 - 15/32	2 1/4	VC 53
MH 5662	2 - 1/16	1 - 25/32	2	FT 52
MH 5663	2 1/4	2 - 1/32	2 1/4	FT 53
NG 5662	2	2 - 7/32	1 7/8	VC 52
NG 5663	2 1/4	2 - 15/32	2 1/4	VC 53
NG 5664	2 1/2	2 1/2	2 1/2	VC 54
NG 2666	3	2 3/4	3	VC 26
NM 5661	1 3/4	2 - 3/16	1 7/8	VC 52
NM 5662	2	2 3/8	1 7/8	VC 52
NM 5663	2 1/4	2 - 15/32	2 1/4	VC 53
OG 2666	3	2 - 15/16	3	VC 26
OG 2666 Special Rose	3	3 - 5/16	3 - 7/16	Special
OV 5662	1 - 11/32 x 1 7/8	1 - 15/16	1 7/8	VC 52
OV 5663	1 5/8 x 2 1/8	2 - 5/16	1 7/8	VC 52
RL 5663	2 - 3/16	1 - 11/16	2 1/4	FT 53
RL 5664	2 1/2	1 - 15/16	2 1/4	FT 53
VC 5661	1 3/4	2 - 1/32	1 7/8	VC 52
VC 5662	2	2 - 7/32	1 7/8	VC 52
VC 5663	2 1/4	2 - 15/32	2 1/4	VC 53
VC 5664	2 1/2	2 1/2	2 1/2	VC 54
VC 2666	3	2 3/4	3	VC 26
VF 5662	2	2	1 7/8	VF 52
VF 5663	2 - 3/16	2 - 1/16	2 1/4	VF 53
VF 5664	2 - 7/16	2 - 5/16	2 1/4	VF 53
VR 5662	2	2 - 7/16	2	FT 52
VR 5663	2 3/8	3	2 1/4	FT 53

LUCITE KNOBS

1179 - 2"	2	1 - 9/16	2	FT - 52
1185	2	3 - 1/32	2	FT - 52

PORCELAIN KNOBS

52001 - 2	1 7/8	2	1 7/8	VC 52
52001 - 2 1/4	2 1/4	2 - 1/16	2 1/4	VC 53

WOODEN KNOBS

CS - 2 1/8	2 1/8	2	2	FT 52
CS - 2 3/8	2 3/8	2 3/8	2 1/4	FT 53
DY - 2 1/4	2 1/4	1 - 9/16	2	DO 52
FW - 2 1/8	2 1/8	1 - 9/16	1 7/8	FT 52
RL - 2 1/8	2 1/8	1 5/8	2	FT 52
RL 1179 - 2 1/4	2 1/4	2	2 1/4	FT 53
RL 1179 - 2 3/4	2 3/4	2 1/4	2 1/2	FT 54
RL 1179 - 3	3	2 1/4	3	FT 56
VR 2	2	2 9/16	2	FT 52
VR 2 3/8	2	3/16	2 1/4	FT 53

LEVER HANDLES

636 - 4		1 1/2	2	FT 52
647		1 - 15/16	1 - 1/16 x 2 1/4	647
647 R		2 - 1/16	1 - 11/16	647 R
1152		2 1/8	2	FT 52
1163		2 1/8	2	FT 52

LARGE ROSES Prefix 3 and 4 — add 3/16" to projection of knob.

Dimensions in this table are subject to the following tolerances:—

Brass knobs 2" and under, diameter plus 0 minus 1/32

Brass knobs 2 1/4" and over, diameter plus 0 minus 1/16

Lucite knobs diameter, plus 0 minus 1/32

Porcelain knobs diameter, plus 0 minus 0

Wooden knobs diameter, plus 1/32 minus 1/32


Projection — all knobs plus or minus 1/32.

WOODEN DOOR KNOBS




WOODEN BALL KNOBS not illustrated. Same size and shape as VR5662 - VR5663 metal Knobs. On page 9.

VR2 FT52 rose
VR2 - 3/8 FT53 rose
VRC - 1 1/2 VRC 1-3/4
Coco-Bolo wood



DY — 2 1/4" — DO52 Rose
Rosewood
DYC — 1 1/4"


FW — 2 1/8" — DO52 Rose
Ebonite
FWC — 1 1/4"



	Dia.	Proj.	Rose
RL — 2-1/8	2-1/8	1-9/16	FT52
Cupboard Knob			
RLC — 1-1/2	1-1/2	1-1/16	None
Coco-Bolo & Ebonite			

	Dia.	Proj.	Rose
CS — 2-1/8	2-1/8	2"	FT52
CS — 2-3/8	2-3/8	2-1/4"	FT53

CS design is made in Coco-Bolo only.



WOODEN TOP DOOR KNOBS

5/16 — 18 threaded spindles
Wooden top knobs with metal shanks the same shape as #1179 Lucite knobs are available in Ebonite or Walnut, 2" and 2 1/4" sizes.
Specify number 1179-W — state size, wood and finish.



WOOD TOP KNOBS	Dia.	Proj.	Rose
RL 1179 CB — 2-1/4	2-1/4	2-1/6	FT53
RL 1179 CB — 2-3/4	2-3/4	2-1/8	FT54
RL 1179 CB — 3"	3"	2-1/4	FT56

CUPBOARD KNOB	Dia.	Proj.	Rose
CSC — 1-1/2	1-1/2	1"	None
CSC — 2-1/8	2-1/8	1-1/4"	None

The knobs illustrated made of the woods noted are stocked. These knobs can be furnished to order made of Mahogany, Black Walnut, Coco-bolo, Lignum-Vitae and other exotic woods.

W. C. VAUGHAN CO

BRASS THUMB LATCHES



570
9 1/4"



576 S
10 1/4"




578
10 1/4"



577
8 1/2"

Can be supplied with short tail pieces to operate cylinder locks.

BRASS RIM LOCKS BIT KEY LOCKS



1775
3 1/2 x 5-13/16
4 7/8 Backset


1776
4 3/8 x 7 3/4
6" Backset

These locks can be supplied with dummy box strikes.

Vaughan Rim Locks are hand polished. Occasional imperfections in the castings do not detract from these reproductions of old Locks. No guarantee of perfect castings can be made. One Key is supplied. Extra Keys are available.

CYLINDER FRONT DOOR & VESTIBULE LOCKS

1777
Front Door
4 3/8 x 7 3/4
Backset —
Cylinder 2 1/2"
Knob 6"



1779
Vestibule
4 3/8 x 7 3/4
Backset —
Cylinder 2 1/2"
Knob 6"

Operation:

Latch Bolt by knob from either side. Both bolts by key from outside at all times. Dead Bolt by fixed key on lock from inside. Outside knob is locked by slide under case.

These locks can be supplied with dummy box strikes. These locks are operated by rim cylinders with flat tail pieces set vertically or horizontally.

Operation:

By knob from either side & by key from outside at all times. Outside knob is locked by slide under case.

W·C·VAUGHAN·CO

COLONIAL HARDWARE

FOR INTERIOR DOORS



4001 X 4022
8"



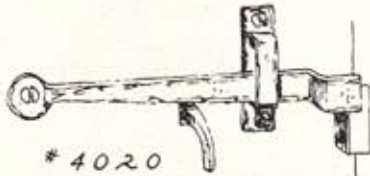
4003 X 4022
8 3/4"



4006 X 4022
8"

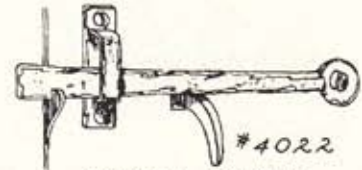


4008 X 4022
6 3/4"

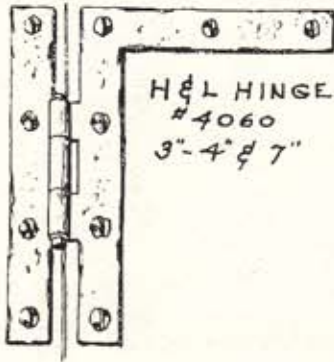


#4020
REVERSE BEVEL DROP LATCH

Dimensions are overall
THUMB LATCH SETS



#4022
DROP LATCH
INCLUDED IN SETS

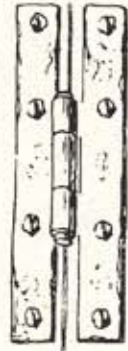


H&L HINGE
#4060
3"-4" & 7"



BOLT #4083 - 3"

H HINGE
#4061
3"-4" & 7"



#4060 & 4061 HINGES ARE NOT HAMMERED

THROW OVER
CATCH #4069




BRASS KNOB

CUPBOARD HARDWARE



BUTTERFLY HINGE
#4094
1 1/4" x 2 3/8"



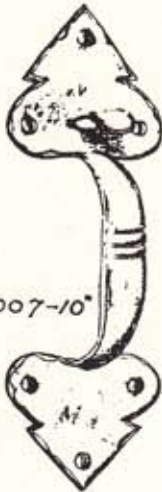
THROW OVER
CATCH #4086

W. C. VAUGHAN CO

FOR EXTERIOR DOORS



THUMB TURN
#4057



#4007-10"




#4011-10"



#4013-8 1/2"

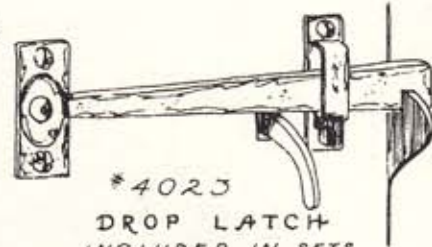


CYLINDER COVER
#4058



#4021
REVERSE BEVEL DROP LATCH

THUMB LATCH SETS

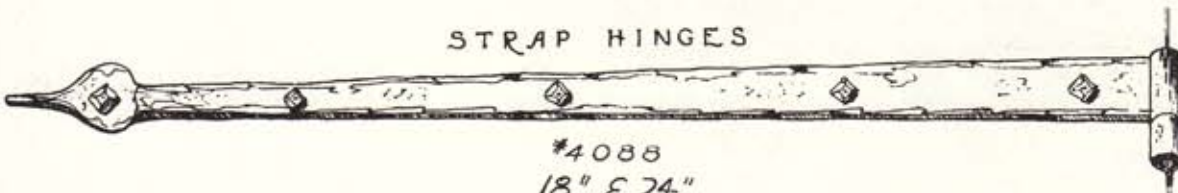


#4023
DROP LATCH
INCLUDED IN SETS

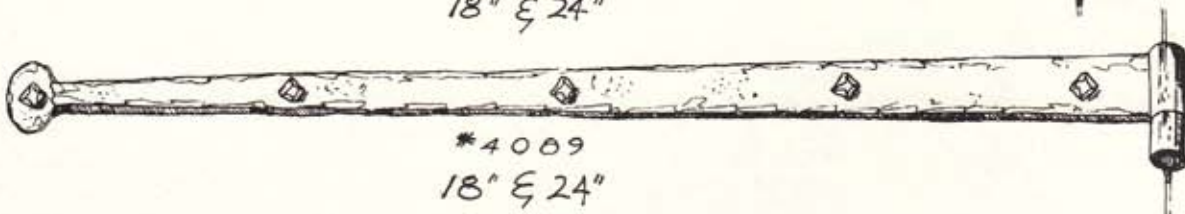


BOLT #4083-4"

STRAP HINGES



#4088
18" & 24"



#4089
18" & 24"

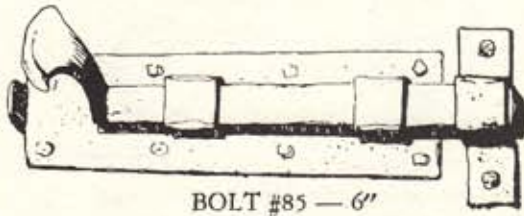
SHUTTER HARDWARE



#4071

W.C. VAUGHAN CO

WROUGHT IRON HARDWARE



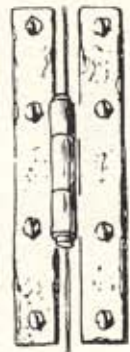
BOLT #85 — 6"



H & L HINGE
#516

H HINGE
#517

SIZES 3" - 4" - 7"



#0011

#011

THUMB LATCHES

Interior Doors

#0011 — 6 $\frac{3}{4}$ " Tall

#0063 — 7 $\frac{3}{4}$ " Tall

Exterior Doors

#011 — 7 $\frac{3}{4}$ " Tall

#063 — 8 $\frac{1}{2}$ " Tall



#0063

#063

DROP LATCHES

Interior Doors

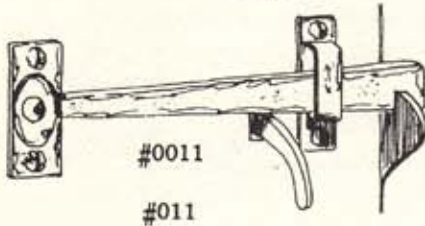
#0011 — 7" Long

#0011C Reverse Bevel

Exterior Doors

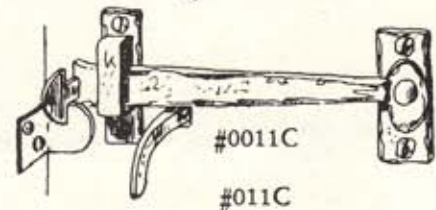
#011 — 8" Long

#011C Reverse Bevel




#0011

#011

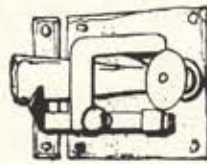


#0011C

#011C

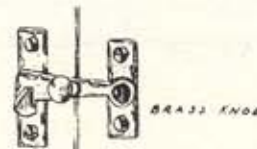


#402



#404

SQUARE LATCHES
Oval Knob X Rose on Other Side
For OV662 knob on both sides
specify 402-1/2 and 404-1/2.




#69BK
#69BK — 4"



#186

THROW OVER CATCHES



#473
4 $\frac{7}{8}$ " c. to c.
DRAWER PULL

FINISHES
Half Polished Iron & Dead Black

Illustrations on this Page are
Approximately $\frac{1}{4}$ Full Size

W·C·VAUGHAN·CO

OTHER VAUGHAN PRODUCTS

"VAUGHAN-CLEARVIEW" DOOR NUMERAL & SIGN PLATES

The W. C. Vaughan Company presents a new and different door numeral and sign plate which is especially designed to meet the approval of hospital administrators, school superintendents, hotel, apartment house and office building management.

The plates are made of brilliant, water clear, transparent plastic material which for all practical purposes is unbreakable. The engraving is done on the back of the plate inverted, and is read through the material. The characters are protected from damage so they remain clear and readable.

WRITE FOR CATALOG 34R

VAUGHAN EMERGENCY EXIT LOCK #1636 For Use on Emergency Exit Doors

- SECURITY
- SAFETY IN OPERATION
- APPEARANCE

WRITE FOR CATALOG NO. 45

NON-CATALOGED ITEMS

CUSTOM HARDWARE

The W. C. Vaughan Company is one of the few manufacturers who will make special items. Hundreds of patterns or drawings are available which can be altered or redesigned to fit the condition.

RESTORATION WORK

Vaughan can repair, restore, and refinish most pieces of antique hardware provided the material was of good quality when made. Matching or similar items can be produced. Many old hand made locks in use for upwards of 200 years, when restored, often fit and operate better than modern locks fresh from the factory.

NOTE:

Work in both categories above is not inexpensive, and can not be hurried. If money and time are factors, please do not make inquiries.

Otherwise, send full details for an estimate of time and cost.

W. C. VAUGHAN CO

